

Classroom Management Plan

Emily J Richter

EDU 301

University of Mary

Classroom Philosophy

My classroom management philosophy is based upon creating a safe, consistent, and engaging classroom where the students feel valued, welcomed, and comfortable. I plan to do this by creating a sense of community within the class and clearly describing the expectations I have for the students. To create a safe environment, I will be consistent and organized. I will be empathetic to the situations my students are in, which helps create a sense of community throughout my classroom.

Plan for the First Days

Day 1: Greet the students at the door and help students find their assigned seating. They may need assistance in finding their seats. Once all students are seated, I will take attendance and have one student take that to the office. I will talk about myself and the fun activities we will be doing over the year. In order to get to know each other better, the students will color in their name with some of their favorite things to do. We will go over some procedures (how to enter the classroom, bell work [what to do when the bell rings], daily check-in, bathroom passes, the sign for bathroom, water, or going to locker, cubbies/lockers, how we behave in the class, how to line up). Next, I will explain that we will have classroom promises and will be making that tomorrow.

Day 2: Greet the students at the door, and once the students are seated they will complete the bell work. Review the procedures from yesterday. Create a classroom contract with the students. Each student will sign the classroom promises sheet and take that home for mom and dad to have a copy. We will go through new procedures (turning in papers [which subject gets turned in to a different bin], weekly assignment sheet, agenda).

Day 3: Greet the students at the door and have the students complete the bell work written on the board. Review the procedures from the past two days. Explain to the class what will be shown each day on the white board (agenda, classroom expectations, and helpers). Explain the helper jobs – how they will be chosen, when they are switched, and what each job entails.

Day 4: Greet students at the door; the bell work will be on the board. I will review all the procedures from the previous days and adjust any of them if I see they are not working. The students and I will make the consequences that the students think are fair and these will be written down. Once done, we will post the consequences along with the contract in the room.

Day 5: Greet students at the door. Bell work will be written on the board. I will review all of the procedures I have set in place so far. I will review the contract and consequences with the students as well. I will explain the emergency procedures in the classroom and answer any questions the students have (tornado/fire/shelter/etc.)

Connections to Families and Students

To connect with my students and their parents, I will be doing various things throughout the school year. Before the school year starts, I will send a 'Meet the Teacher' letter home to the parents and students. This letter will include a photograph of me, a little about me, hopes for the upcoming year, some of my favorite things, and contact information. I will hold an open house before the school year begins. The students will be able to find their desk and get everything set up the way they like it for the first day of school. That way they feel more comfortable. I will ask the parents or guardians of each student to write a note for their child. This will be something nice to start the first day and new year. Throughout the school year, I will have a folder for each student and when they do something good or bad I will put it in the file. This will help me stay organized for parent-teacher conferences. Another thing I would like to do is send home is either a grow notice or glow notice. The glow notice will be sent home when the student needs to work on something and will have an opportunity to grow. A glow notice will be sent home to parents when a student has done something good in the classroom. These notices will strengthen my relationship with the parents because it will give them the opportunity to learn all aspects of their child's experience in the class. It will serve to open the lines of communication between the parents, children, and me throughout the year. I will be sending a paper or email newsletter every month to the parents. It will include fun things we learned, things that are coming up, pictures of the students, and will give a number of opportunities for parents to come into the class as

visitors. I will strengthen my connection with the students through our daily check-ins. This will be done right away in the morning before we jump into the school day. I will ask the students how they are feeling that morning. They have three choices: thumbs up, thumbs middle, or thumbs down. This will give me a feel for which students may not be having a good morning and generally how everyone is feeling. Incorporating all these strategies will provide more connection with parents which will then strengthen my relationships with them and the students.

What If's

For my What If's I will have a list of consequences that the students and I will come up with in the beginning of the year. This will be helpful for anything that comes up throughout the day, because we can always point back to the classroom promises. My philosophy is based on Love and Logic; therefore, the first step for any problem that comes throughout the day will be to refer back to our agreed upon classroom promises and consequences. For other problems that come up, I will turn the problem back on the student. This will help the student realize what is right and wrong both inside and outside of the classroom. Having with-it-ness throughout the day will help solve any problems that could happen. I will be thinking ahead of certain issues that I foresee happening and will adjust my plan accordingly before they could happen. I also think that our daily check-ins will help me realize which students are having a hard day, therefore not pushing those students to the breaking point. Instead, I would talk to the students in private after I realize they are having a hard day and try to help them feel better.

Appendix

Meet the Teacher is what I will send home to the parents and students before school. I will want to make this connection as soon as possible with the students and parents. This will include a picture of myself, hopes for the upcoming year, information about myself, and contact

information. In the letter, I ask the parents to send an email or letter back to me to help me get to know their child a little better before school starts. Underneath is what I will be sending home to the parents and students.

MEET THE TEACHER:
MS. RICHTER

Dear families,

Welcome to my classroom! My name is Emily Richter and this is my first-year teaching. I am very excited to be your child's teacher!! This school year will be filled with a lot of learning, fun, and new experiences!

HOPES FOR THE UPCOMING YEAR:

One hope that I have for the upcoming year is to create an open line of communication between us. Therefore, I would greatly appreciate it if you could take a few minutes and jot down some thoughts about your child? What shouldn't I wait to find out about him/her? What are his/her greatest strengths, weaknesses, or favorite things to do? How does he/she learn best? What are your hopes for his/her school year? Add anything else you would like me to know and when you are done please send it back to school with your child.

MY FAVORITES:

- Color:** Light Blue
- Food:** Anything Pasta, Red Velvet Cupcake
- Movie:** Marvel Movies
- Drink:** White Chocolate Mocha
- Holiday:** Christmas

ABOUT ME:

I was born and raised in Williston, North Dakota. I have one younger brother, Matthew, however I have a big family, with many cousins, uncles, and aunts. After graduating high school, I moved to Bismarck, ND to attend the University of Mary. I majored in Elementary Education.

Contact Information:



Email:
emilyrichter10@gm
ail.com

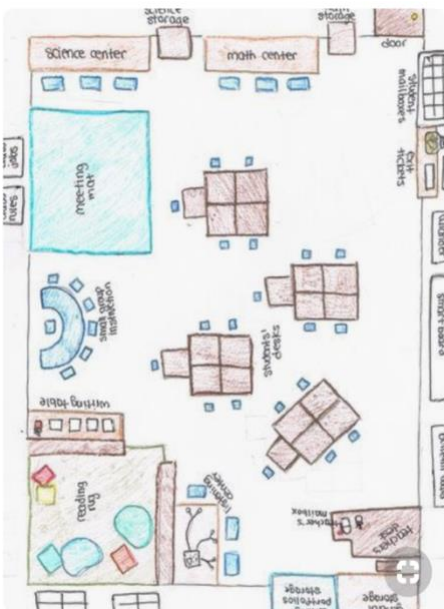


Telephone:
Direct Link to my
classroom

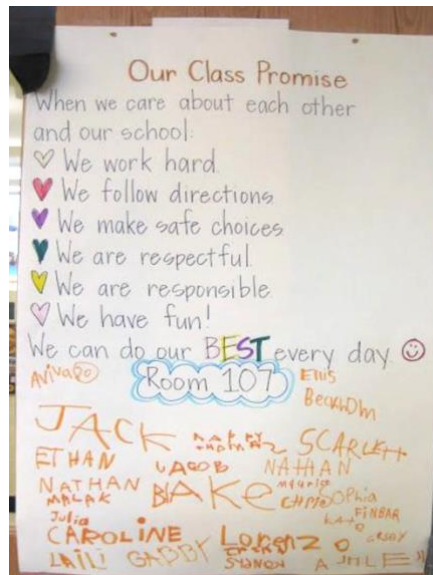


Here are some pictures of how I would like to set up my classroom. I would like to have the students in either pods or sitting at a table together. This will allow me to move around the classroom freely. I will have the students who are easily distracted sit closer to the front of the room and in pods with other students who will not distract them. I will also make sure to include

a “cozy corner” into my classroom. This will be a place where the students can calm down or relax when they get their work done. I will have places around the classroom that are specifically for storage. This will help my classroom stay organized. I will also have flexible seating in my classroom, therefore, the students who have troubles staying seated will be able to move around in their seat.



One of the first things I will be doing in my classroom is making our classroom promises. Each student will come up with some classroom promises and write them on the board. Then as a class, we will go through all of the promises and decide which ones we would like to keep for our classroom. I will create our classroom promises poster and hang that up in the classroom. I will have each student sign our classroom promises poster and will send it home for the parents to see.



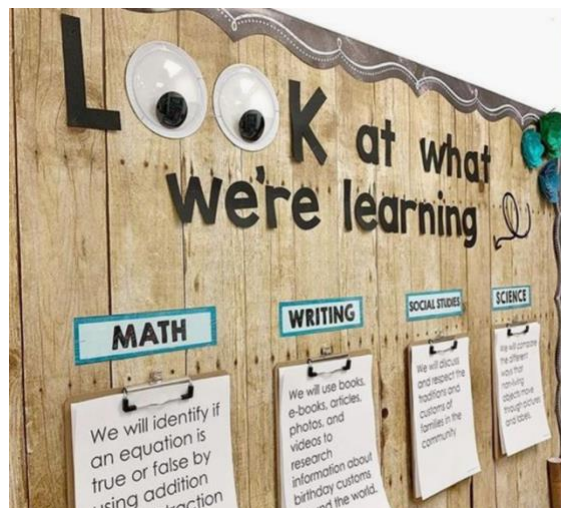
When students enter the classroom, the students will be able to pick a certain greeting they would like to receive. The first couple of days, I will conduct the greetings, so the students will be able to learn how to do it. Once the students understand how to do it, this will become a helper job. Each student will do these actions with their peers; this will help the classroom become closer and feel more comfortable.



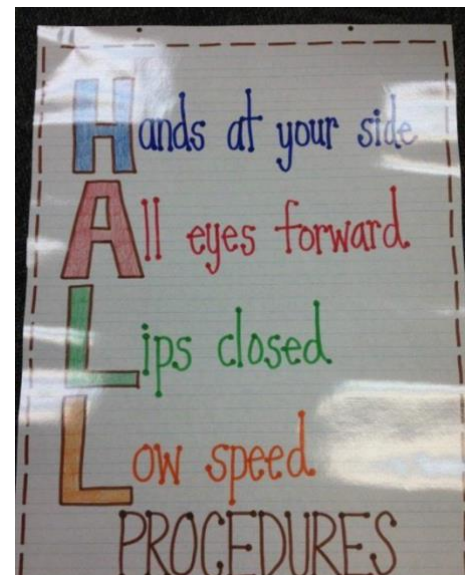
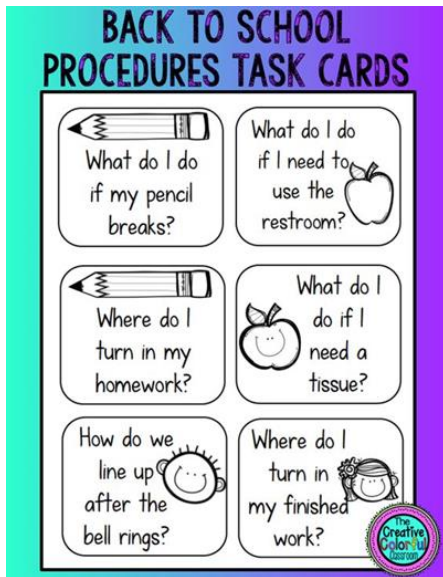
Each morning I will ask the students to check in with me about how they are feeling that day. This will help me get an idea of how the class is feeling each morning. It will also show me which students are not having a good morning. Overall, it will be a quick assessment to see how the day will go. I will also do this at the end of the day. This will be a good visual for me to see how the student's day went.



I will try to have my bulletin boards all around my classroom, because it will make the classroom feel more comfortable. Some bulletin boards will be decorated with what we will be learning that week. I will have my classroom expectations, helpers, absent work, and agenda listed on the bulletin board as well. Each day the students will look at the bulletin board to see who are the helpers and what the agenda is for the day. I will change the bulletin board decorations a couple of times throughout the year. I will have a bulletin board for parent's information. This will have the newsletter listed, calendar, suggestions, and a signup sheet for the parents.



I will explain the most important procedures during the first week of school. I will go over: entering the classroom, bathroom passes, bathroom signals, water signals, bell work, daily check-in, cubbies/lockers, how we behave in the class, how to line up, agenda, weekly assignment sheets, turning in papers, absent work, etc. These procedures will help my classroom run smoothly and will someday turn into routines. I will provide visuals for most procedures.




One thing that I will have in my classroom is a substitute binder. This will provide everything that the substitute teacher will need to know for the day. Some things that will be in the binder are the bell schedule, agenda, procedures, consequences, lesson plans, medical alerts, class list, and any notes that she would like me to see. I will explain in the binder what sub bucks are. When a student has been behaving all day, he/she will receive a sub buck. When a student receives a certain amount of sub bucks, he/she may pick a snack, a homework pass, or another prize. I will have a sub tub, which will be filled with all of the papers, assignments, and lesson plans needed for the amount of days the sub is teaching.



| Specials Schedule | |
|-------------------|------------|
| Day 1 | Spanish |
| Day 2 | Science |
| Day 3 | Art |
| Day 4 | Music |
| Day 5 | P.E |
| Day 6 | Counseling |
| Day 7 | Computers |
| Day 8 | Media |
| Day 9 | Math |
| Day 10 | P.E. |

Things to Know


- Bring the specials folder with you.
- Take students to the bathroom before going to specials.
- Bring library cards if going to the media center.



I will do some activities in the class to get to know my students better during the first week of school. The first one I will have the students do is a simple get to know me survey. This will help me learn more about them quickly. Another fun activity the students and I will do is draw our names in bubble letters and then color and draw certain objects that are important to use in those bubble letters. Then the students will present to their table about what they drew and why. Another engaging activity I would like the students to complete is through asking other students who are at their table about themselves. This will help the students feel more safe and comfortable in the classroom.

All About Me

Name _____

CLASS CODE 

Age 4 5 6 7 8 9 10

What is your favorite thing to watch on tv?

What is your favorite food?



What do you like to do when you're not at school?


Is there anything else you would like me to know about you?

What are your favorite school subjects?


MATH READING WRITING
SCIENCE SOCIAL STUDIES ART
PHYS ED OTHER

DAY _____
MONTH _____
Birthday _____

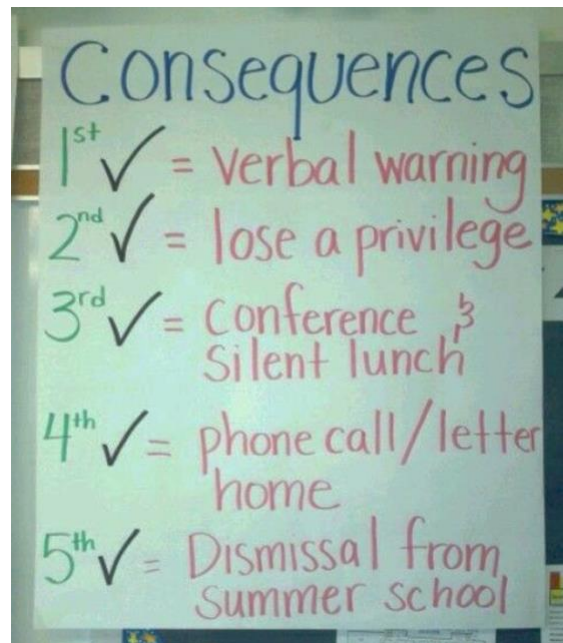
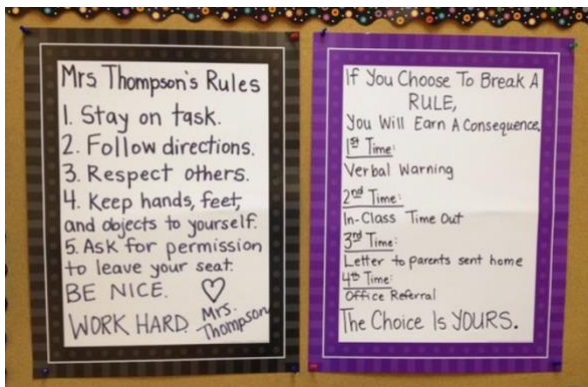
 the art of education  www.theartofed.com



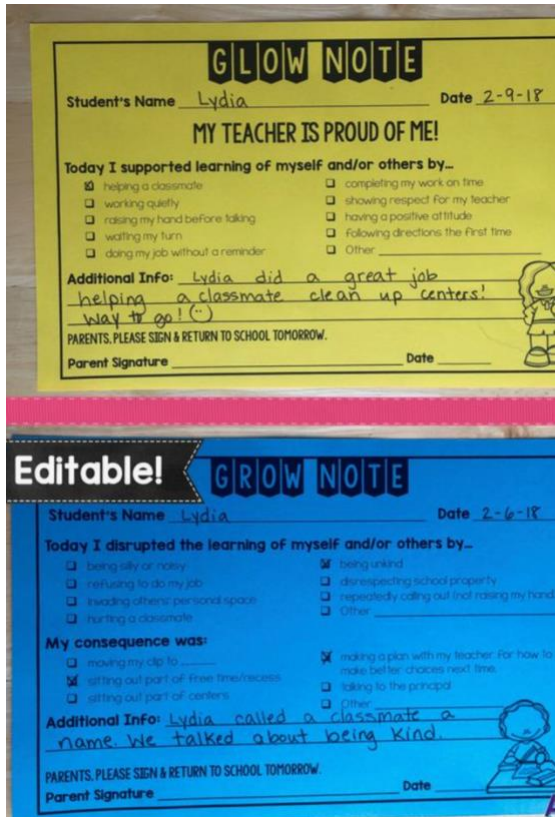
An important part of my classroom philosophy is organization. I will make sure that each paper or object has a place. If a classroom is organized, it will run smoothly and I will know where everything is. I will have storage areas around the classroom. I will also have areas in my room where absent work will be placed. That way, the students know where to look if they miss a day of class and this will help the student become independent and in charge of picking up the missed work. Each student will have their own folder and will take that home each night.



The students and I will come up with consequences for when the classroom promises are broken. This will let the students know they have a voice in the classroom. The consequences will be posted on the bulletin board by the classroom promises. I will also send the consequences home for the parents. Making consequences in the beginning of the year will help me stay consistent.



I will be sending home either a glow notice or grow notice to the parents. A glow notice will be sent home when a student has done something well that I feel the parents would like to know. I think it is important to send parents home a letter than explains how well their child did in school that day. I will be sending a grow notice home when a child has an opportunity to grow.



I believe that by sending these letters home, it will strengthen my relationships with the parents.

References

Wong, H. K., & Wong, R. T. (2018). *The First Days of School: How to be an Effective Teacher* (5th ed.). Mountain View, CA: Harry K. Wong Publications.